

# Hunter III

Radio Controlled Robot

E.O.R.

I.E.D.

E.O.D.

BOMB  
DISPOSAL

FIRE  
FIGHTING

HOSTAGE  
NEGOTIATION



RADIATION  
HAZARDS

CHEMICAL  
SPILLS

HOSTILE  
ENVIRONMENT

ALL TERRAIN  
VEHICLE



**SAS R & D SERVICES LTD.**

SAS GROUP HOUSE, WYCOMBE END, BEACONSFIELD, BUCKS, HP9 1LZ.

Telephone: 04946 78181 (International) + 44 4946 78181

Telex: 24508 (SASGRP G)

# THE HUNTER III RADIO CONTROLLED ROBOT

The Hunter Robot has been sold throughout the world for over 10 years. The whole system has undergone major improvements and upgrading to become the Hunter Series III.

The Hunter Series II has been used on every Continent of the world and featured in security arrangements for both Summer and Winter Olympic Games.




THE HUNTER SERIES III consists of the following:-

Vehicle chassis (100/3000) supplied with (TRAVADS) tracks and wheels as standard, Top hamper (100/3001) which is a self levelling superstructure elevated by a heavy lift electro-mechanical actuator. Fitted with a colour zoom television camera, monitor, pan and tilt unit (100/3103). Charge dropper, firing cable, spotlight and junction box enabling connection of all accessories. Radio control module, using the latest pulsed code modulation for security and incorporating hand control unit which commands all functions, failsafe switching against loss of signal/interference or low battery power of the Hunter (100/3100).


(This unit may also be controlled by an optional cable if operationally required).

The Hunter III is the only robot using wheels and tracks at the same time, or either one alone, with speedy change possible as circumstances dictate.

## MAINS POWER MODULE (100/3108)



Mains Power Module (100/3108)



Lightweight Cable (100/3102)




Generator (100/3109)

This module allows the Hunter to be powered and controlled through a 100 metres (300ft) cable (100/3102) either from mains electricity or a generator. The operational life of the Hunter is greatly extended and will always last until the operation is completed. The 100 metre cable gives command of the Hunter in Radio Hazardous conditions where




**TELESCOPIC ARM MODULE (100/3201)**

This module gives the Hunter additional reach to normally inaccessible places, allowing a camera and gripper or disrupter module to be used. The reach is 3 1/2m (12ft) approx and can be elevated from 0°-80° approximately.




**ARTICULATING EOD ARM (100/3301)**

The EOD Arm carries a pan platform for a second optional camera, connections for disrupters, sight for shotgun and single disrupter mount. Also carried under the arm is a shotgun which is fully protected together with circuits for the arm. The actuator allows the arm to move up and down.




**ROBOTIC ARM AND GRIPPER MODULE (100/3302)**

The gripper allows the Hunter to turn keys, open doors and pick up small objects. It fits




**SHORT CRANKED ARM 100/3304  
MEDIUM CRANKED ARM 100/3300  
LONG CRANKED ARM 100/3305**

The three cranked arms allow the Hunter to be configured in a manner enabling it to reach under, or over, obstacles it is confronted with. The medium cranked arm (100/3300) is supplied when ordering the Disrupter Module or is available separately.




**DOUBLE EXTENSION ARM (100/3306)**

This allows any two accessories to be attached to the top hamper, giving the Hunter greater versatility e.g.: the EOD arm and another accessory may be used at the same time.




**SCOOP (100/3307) AND GRAPPLE (100/3308)**

The scoop enables the Hunter to lift suspect packages and place into bomb tanks or a safe area. The grapple enables the Hunter to rake the disrupted bomb to ensure completely broken circuits or potentially booby trapped targets.



**SCISSORS ASSEMBLY (Spring operated) 100/3309  
SCISSORS ASSEMBLY (Electro-Mechanical) 100/3310**

The spring operated scissors allow the Hunter




**Car-hook (100/3311) with Towrope and Drum (100/3312)**

The Hunter replaces the vehicle hook with tow rope attached under an obstructing vehicle then backs off, leaving the hook snagged under the vehicle. The vehicle can then be moved by towing to a safe area even with the hand brake on.



**OPERATIONAL CONFIGURATION**

Hunter configured with robotic grippers mounted on EOD arm, with laser target designator, extending arm with night vision camera showing travads system in livery of client police force.



**BASIC CHASSIS**

The radio controlled chassis can be used to mount anti-tank weapons, surveillance units or mine clearance rollers. It can also carry or mount clients own weapons, equipment or improvised tools/handling equipment.

**ACCESSORIES**

The following accessories are also available for the Hunter.

**Hose Clamp for Foam Delivery (100/3314)**

This allows a foam branch to be mounted onto the Hunter for delivering foam to a fire scene whilst firemen remain in a safe area.

**Hose Clamp for Water Delivery (100/3315)**

This allows a water branch to be mounted onto the Hunter for spraying or jetting onto hazardous areas whilst personnel are safe.

**SA145 'Eyes' 3-Dimensional TV Module (100/3107)**

Stereoscopic high resolution Solid State miniaturised 3-D CCTV system. Complete with matched stereo transmitters and receivers with special monitor. Gives depth perception, which facilitates the placing of operational accessories and manoeuvring the vehicle.

**Explosives Detection Module (100/3411)**

Explosives Detector, sensitive to Dynamite, TNT, RDX, and most military explosives etc., complete with remote control package and accessories for mounting on Hunter, giving the operator indication of explosives at up to 100 metres distance. Complete operational kit. May also be used separately as a back pack carried unit.

**Electronic EOD Stethoscope (100/3412)**

Set of 3 sensors; 1.5m connecting cable, amplifiers, 50m low impedance cable, control unit with rechargeable battery and headset. Complete with accessories and cables for operating remotely through Hunter. May also be used without Hunter.

**SPARES KITS**

**Field Spares Kits (100/3501)**

Recommended spares level 1 per vehicle.

**Rear Compartment and Top Hamper Test Set (100/3502)**

Tests the major electronics circuits in Hunter. Many functions can be tested before strip down is carried out, thus saving valuable time.

**Retrofit Kit Module for Series II Hunter (100/5000)**

For upgrading Series II Hunter to full Radio Control Series III standard, as far as is possible without factory modification. Complete with all components and fitting instructions. Comprises:

- Telescopic Arm Module (100/3109)
- Radio Control System, with Transmitting TV (100/3100 and 100/3101)
- TRAVADS (100/3610)
- Robotic Arm & Gripper Module (100/3302)
- Camera

**Manuals and Training Films**

(SA100/3700) Instruction Manual  
 (SA100/3702) Service Manual  
 (SA100/3704) Training Film  
 Other languages to order.



**SAS R & D SERVICES LTD.**

**SAS GROUP HOUSE, WYCOMBE END, BEACONSFIELD, BUCKS, HP9 1LZ.**  
 Telephone: 04946 78181 (International) + 44 4946 78181 Telex: 24508 (SASGRB G)



### X-RAY MODULE (100/3404)

This module allows the operator to remain in a safe area while carrying out an inspection of a suspect object which may be a terrorist bomb. The system consists of an X-Ray generator (SA59), Stirrup for mounting the unit, extension arm, 4" x 5" cassette/processor and film holder.

#### Accessories available for X-Ray module are as follows.


4" x 5" X-Ray Image Kit (100/3405)  
System for producing 4" x 5" Polaroid X-ray photographs consisting of cassette/processor and 1 box of film.

8" x 10" X-Ray Image Kit (100/3406)  
System for producing 8" x 10" Polaroid X-ray photographs consisting of cassette/processor and 1 box of film.

10" x 12" X-Ray Image Kit (100/3406)  
System for producing 10" x 12" Polaroid X-ray photographs consisting of cassette/processor and 1 box of film.

#### Film

4" x 5" Polaroid X-ray film (100/3408)  
8" x 10" Polaroid X-ray film (100/3409)  
10" x 12" Polaroid X-ray film (100/3410)



### DISRUPTER MODULE (100/3400)


The use of disrupters reduces the risk of an explosion when dealing with a terrorist device. The Hunter can use multiple disrupters in one operation if required. The module consists of two disrupters, double disrupter mounting block, medium cranked arm with television camera mounting, spares, firing cables and carrying case.

Disrupter cartridges 100/3401 are available for this module.



### E.O.D. TRANSPORT VEHICLES (SA500 Series)

A purpose built vehicle to transport the complete EOD team, with their equipment and accessories, in an air conditioned work area, quickly and safely to the operational scene. Designed to stow all equipment required by EOD/EOR personnel, with onboard generator and air conditioning, the ideal mobile workshop and transport vehicle for the EOD operator and his equipment.





The Hunter Remotely Controlled EOD Robot has been in service for more than ten years and has now been developed until it represents that latest State-of-the Art in robotic systems. By rationalising manufacturing costs the multi-function Hunter III is available at a price competitive

with any limited function robotic vehicle. Hunter III can operationally use all of the standard accessories available in the range. Additionally other standard EOD equipment can be mounted on the versatile Hunter to enable remote deployment.

### Hunter III Technical Specification

1.	<b>BASE</b> Weight of Base (Batteries Fitted)	300 lbs (135 Kg)		
2.	<b>GROUND CLEARANCE</b> Track mode Wheel mode	4½" (11.4cm) 6½" (16.5cm)		
3.	<b>TOP HAMPER</b> Lifting Capacity of Height of Lift	250lbs (113Kg) 4½" (137cms)		
4.	<b>EXTENDING ARM</b> Length	12ft Extended. 6ft Retracted (3½m - 1.8m)		
5.	<b>RADIO CONTROL</b> (Pulse Code Modulation) Range Duration of Battery Life Functions	500 yds (450m) 2 hours (Transmitter & Receiver) Up to 40 two-way channels		
6.	<b>CAMERA</b>			
7.	<b>SPEED</b> Maximum		5mph (Tracks) (8kph) 10mph + (Wheels) (16kph)	
8.	<b>WHEELS (TRAVADS)</b> Quick Release Rear Drive Wheels & Front Jockey Wheel			
9a.	<b>ROBOTIC ARMS</b> Grippers Large, Small Mini Gripper		Parallel or angled jaws 2 Fingered 360° Rotation	
10.	<b>ALTERNATIVE CONTROL SYSTEMS</b> Manual 16 Function handset.		This hand set has short connecting cable to allow training of operator initially.	
11.	<b>CHARGER/MAINS</b> On Board Charging Facility Umbilical Cord mains power facility.			
12.	<b>BATTERIES</b>			

